



# PRODUCT INFORMATION



- Top mounted compressor units
- Exterior and interior constructed with stainless steel AISI 201
- Digital controller - Carel
- Heavy duty compressor
- Self-closing and stay open door
- Efficient refrigeration system
- Round corner design
- Standard safety door lock
- Magnetic door gaskets
- Pre-installed castors/feet
- Pre-installed shelves
- Fits GN Pans
- Power supply: 220V / 50Hz

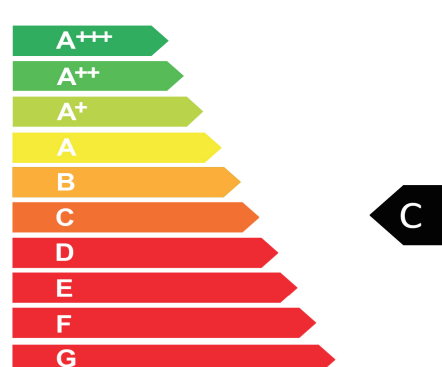


Classification	Freezer	Cooling method	Ventilated
Door	2	Defrost method	Hot gas defrost
Temperature	-22°C / -17°C	Refrigerant	R290
Climate temperature	40°C 40%	Refrigerant amount (g)	150
Gross volume (L)	1240	Climate class	5
Net volume (L)	940	External dimensions (body) (mm)	1314×805×1940
Shelves (pcs)	8	Dimensions with castors (mm)	1314×805×2065
Shelf dimensions (mm)	530×650	Internal dimensions (mm)	1194×635×1540
Maximum load per shelf (kg)	40	Wooden packaging dimensions (mm)	1370×860×2110
Insulation thickness (mm)	60	Net weight (kg)	177
Power (W)	980	Gross weight (kg)	200
Energy consumption (kWh/24h)	8.19	Compressor brand	Embraco
Annual energy consumption (kWh/year)	2989	Compressor model	NEU2168U
Rated current (A)	4.5	Compressor power (hp/W)	3/4



**ENERG** Y IA  
енергия · ενεργεια  
IE IA


**ATOSA** MBF8114GR




ENERGIA · ЕНЕРГИЯ · ENERGIEIA  
ENERGIJA · ENERGY · ENERGIE  
ENERGI

**2989**  
kWh/annum

1L  
- L

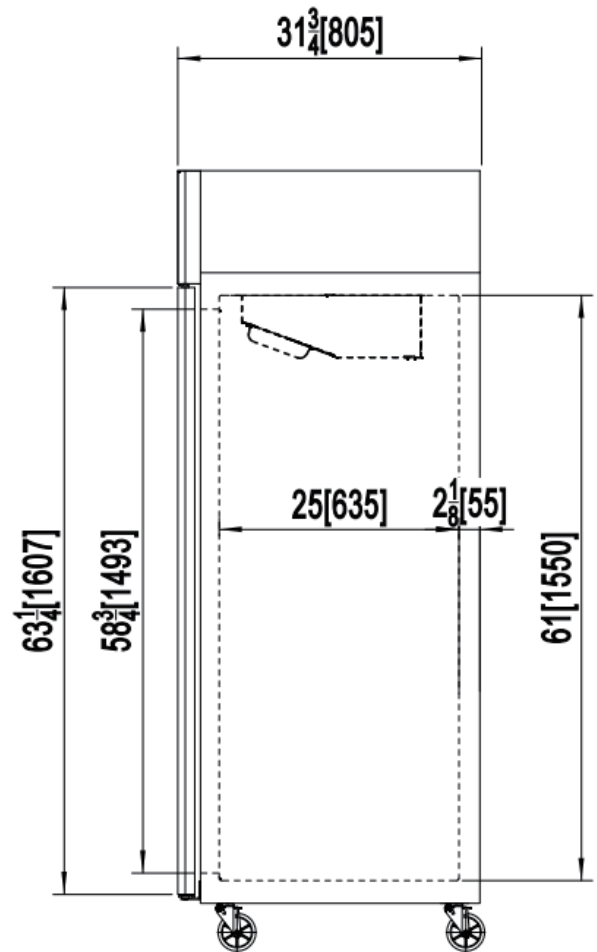
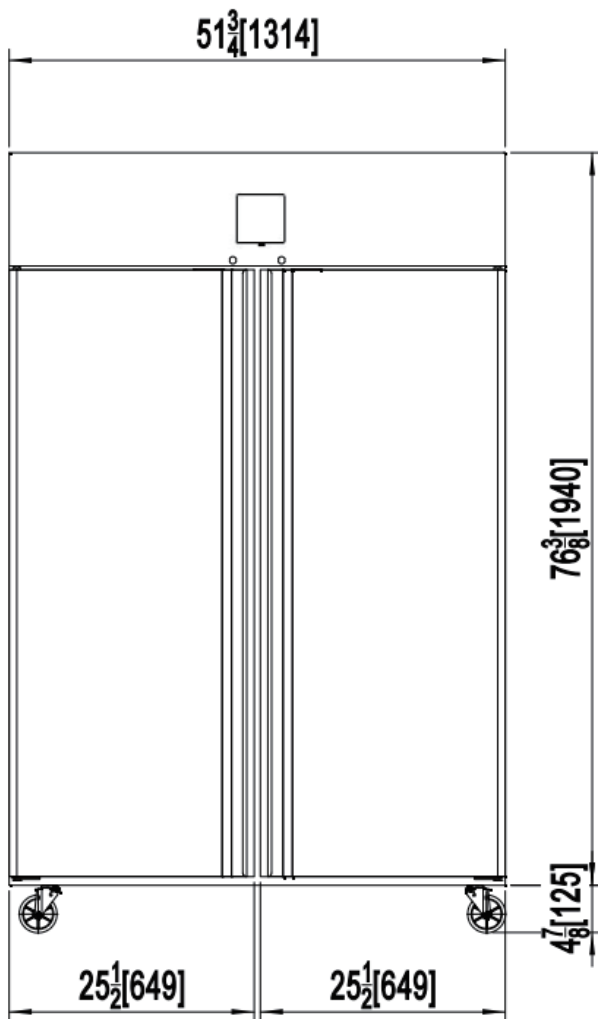
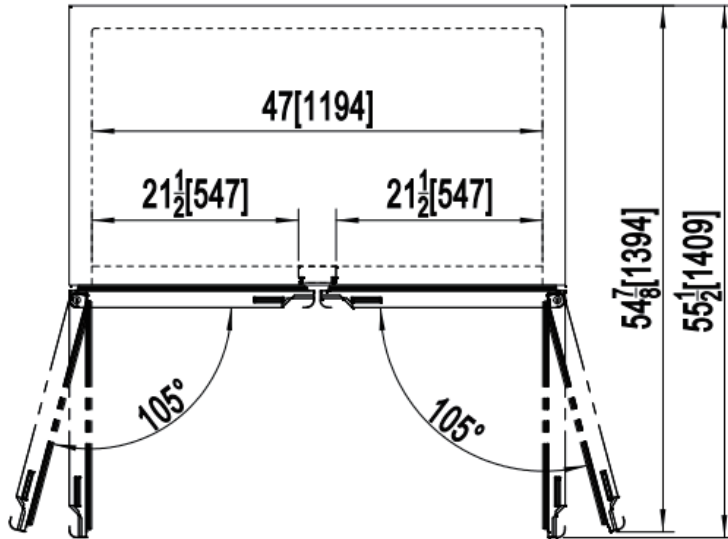
  
**940 L**

  
**5**  
40°C-40%

2015/1094-IV

# TECHNICAL DRAWING

## MBF8114-GR MBF8117-GR



MBF8114ARO1C

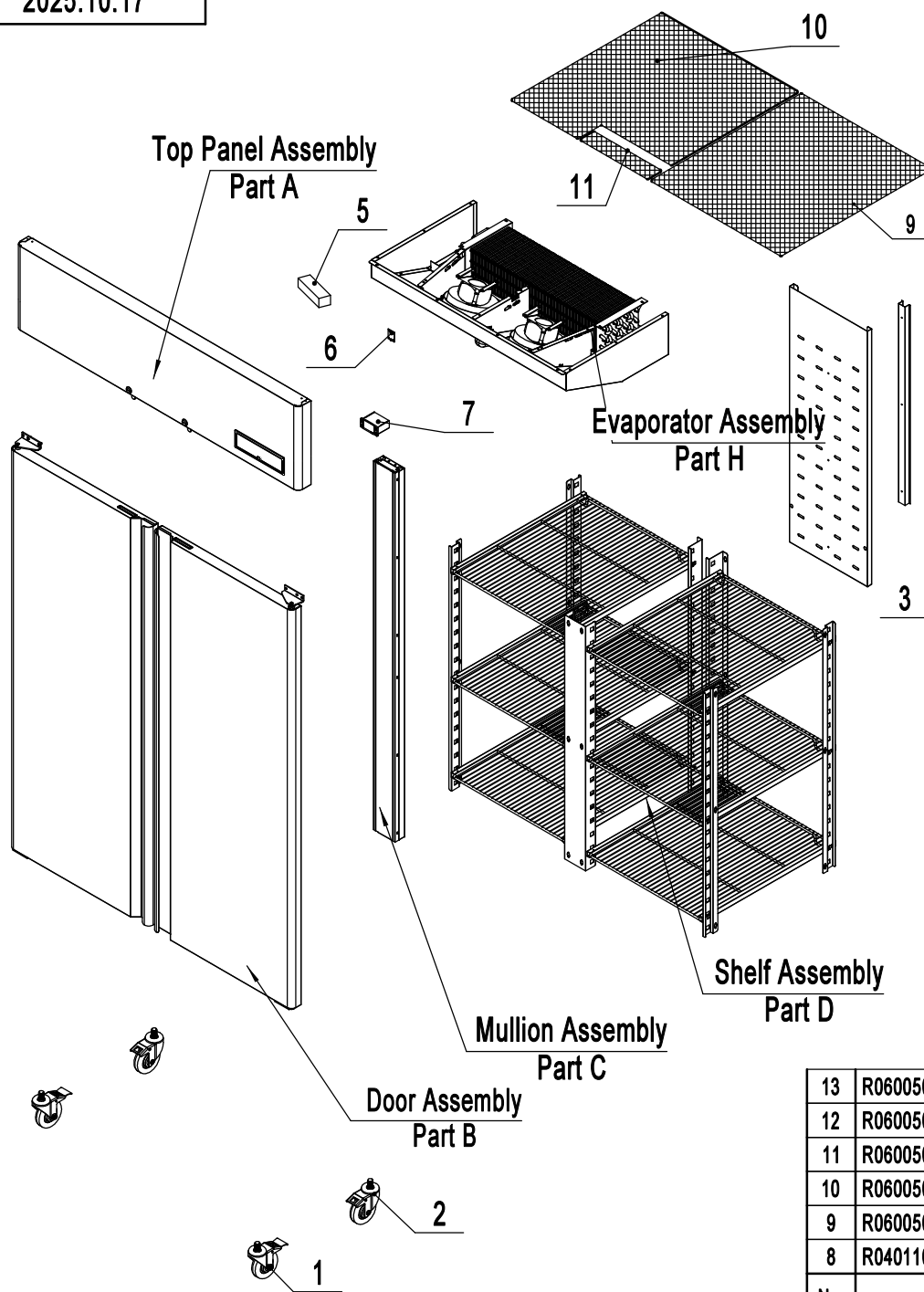
2025.10.17

A

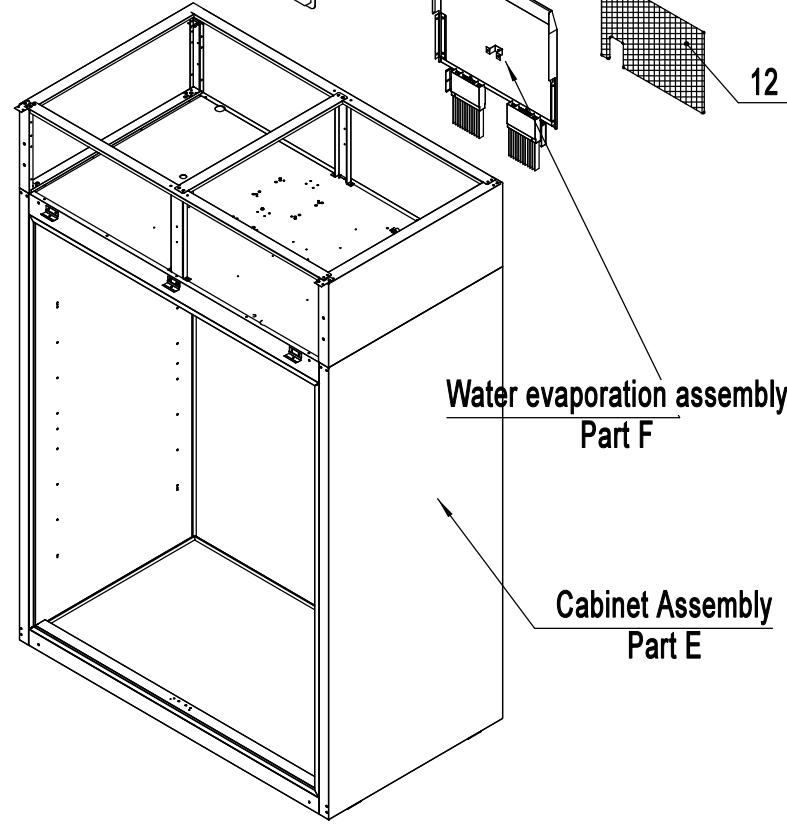
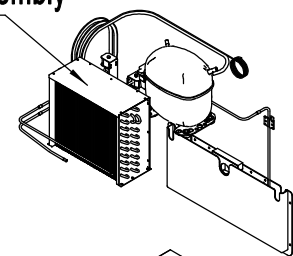
B

C

D



Comp&Cond Assembly  
Part G



Door Assembly  
Part B

Mullion Assembly  
Part C

Shelf Assembly  
Part D

Evaporator Assembly  
Part H

Top Panel Assembly  
Part A

Water evaporation assembly  
Part F

Cabinet Assembly  
Part E

	7	R03002000039-CDARK1	Digital Controller	1			
13	R06005000025	Left back net	1	6	R03099000011	LED Controller	1
12	R06005000026	Right back net	1	5	R03024000003	LED Power	1
11	R06005000036	Middle top net	1	4	MBF8001112001430	Back wind deflector stents	1
10	R06005000035	Left top net	1	3	MBF8002104001430	Back wind deflector	1
9	R06005000034	Right top net	1	2	R06001000010	4" Castor Without Brake	2
8	R04011000048	A drain protection	1	1	R06001000011	4" Castor With Brake	2
No.	Part#	Part Name	Qty	No.	Part#	Part Name	Qty

1

2

3

4

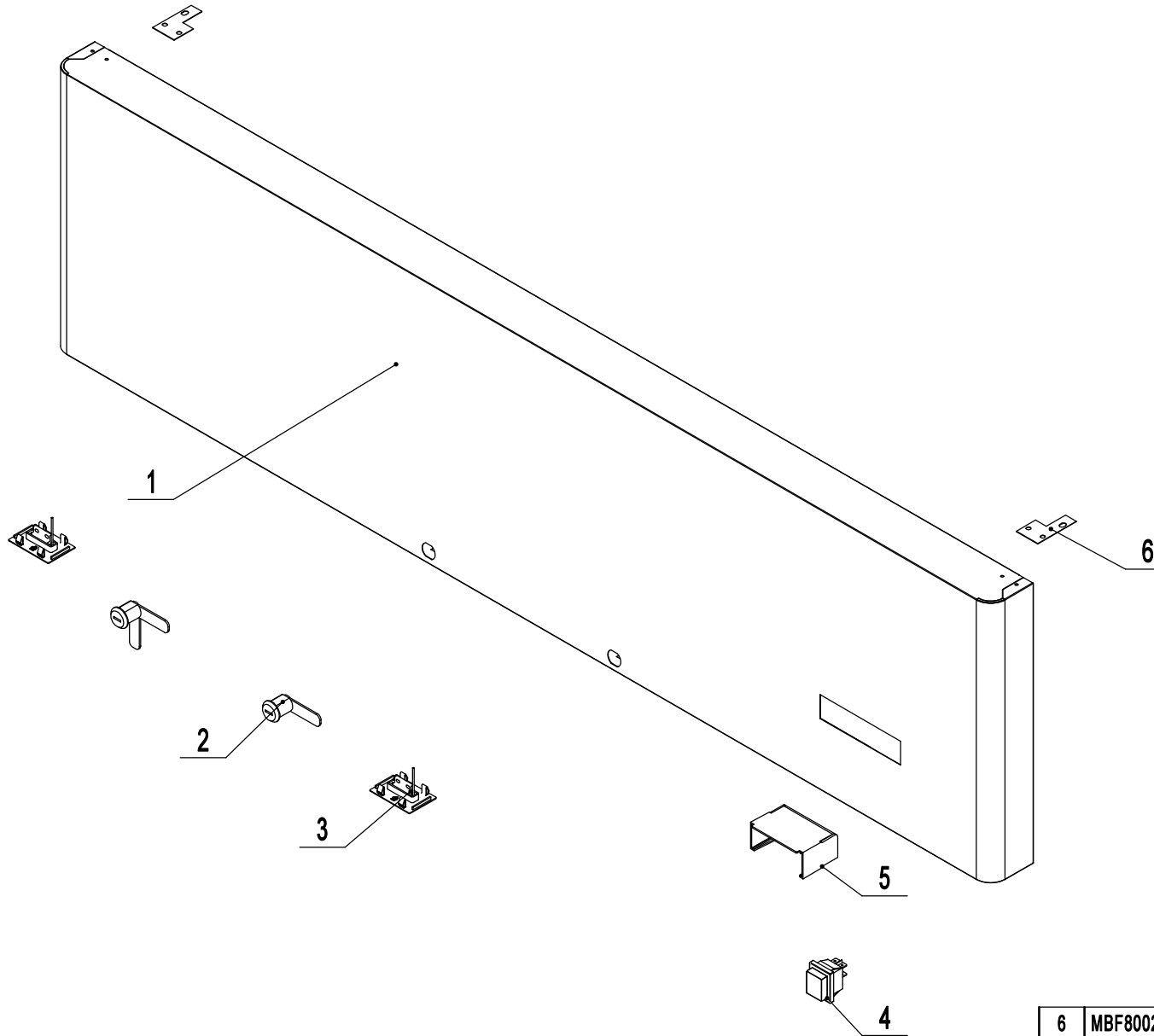
5

6

D

Part A 2025.10.17

MBF8002211030

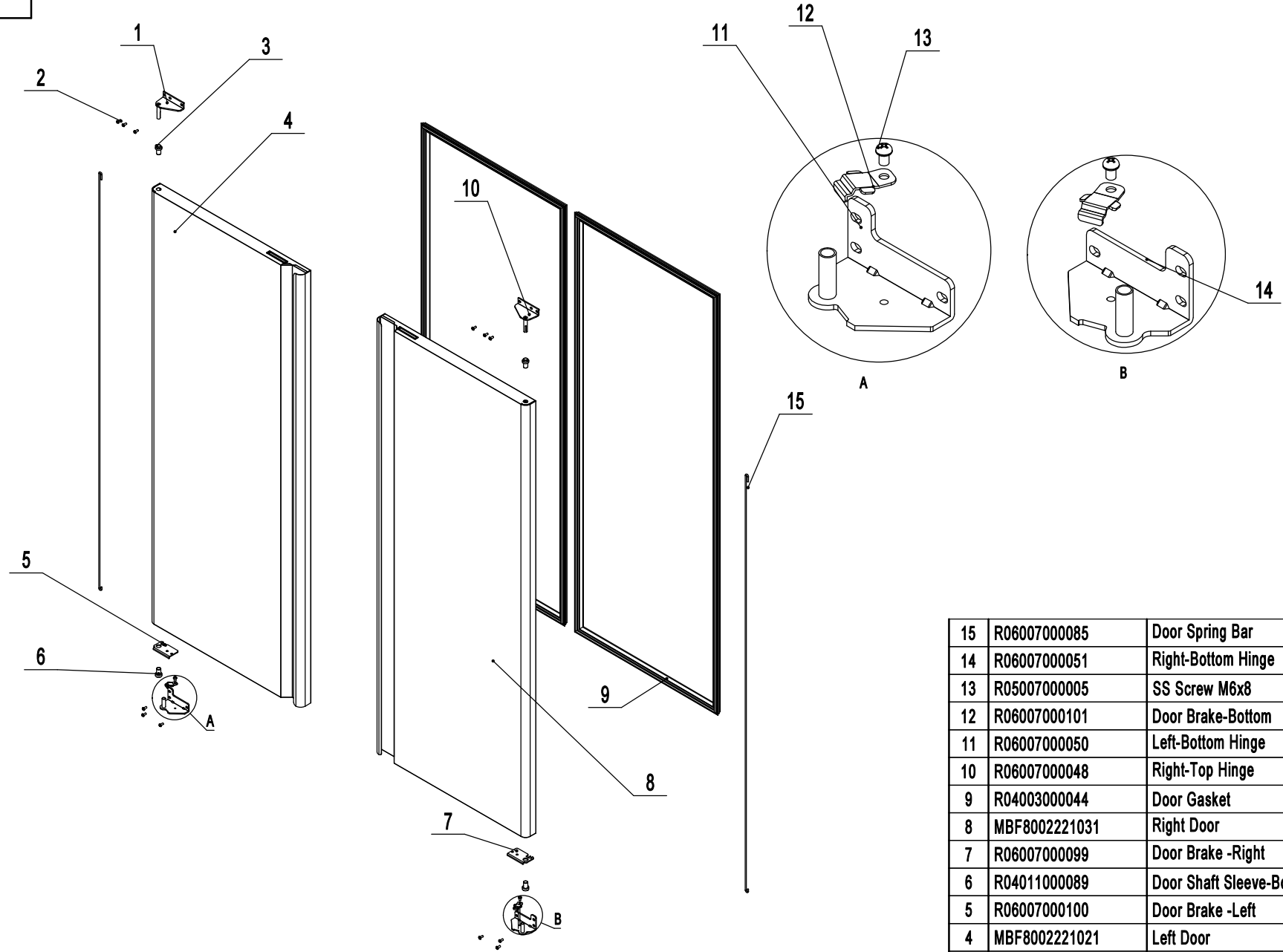


6	MBF8002111003430	Fastener For Top Panel	2
5	R04011000130	Controller Cover	1
4	R03008000008	Power Switch	1
3	R04011000127	Gate Magnetic Switch	1
2	R06003000004	Lock	1
1	MBF8114111001430	FRONT TOP PANEL-TOP	1
No.	Part#	Part Name	Qty

Part B 2025.10.17

L/MBF8002201021


R/MBF8002201031



15	R06007000085	Door Spring Bar	2
14	R06007000051	Right-Bottom Hinge	1
13	R05007000005	SS Screw M6x8	2
12	R06007000101	Door Brake-Bottom	2
11	R06007000050	Left-Bottom Hinge	1
10	R06007000048	Right-Top Hinge	1
9	R04003000044	Door Gasket	2
8	MBF8002221031	Right Door	1
7	R06007000099	Door Brake -Right	1
6	R04011000089	Door Shaft Sleeve-Bottom	2
5	R06007000100	Door Brake -Left	1
4	MBF8002221021	Left Door	1
3	R04011000088	Door Shaft Sleeve-Top	2
2	R05002000019	SS Screw M5x12	12
1	R06007000047	Left-Top Hinge	1
No.	Part#	Part Name	Qty

Part C 2025.10.17

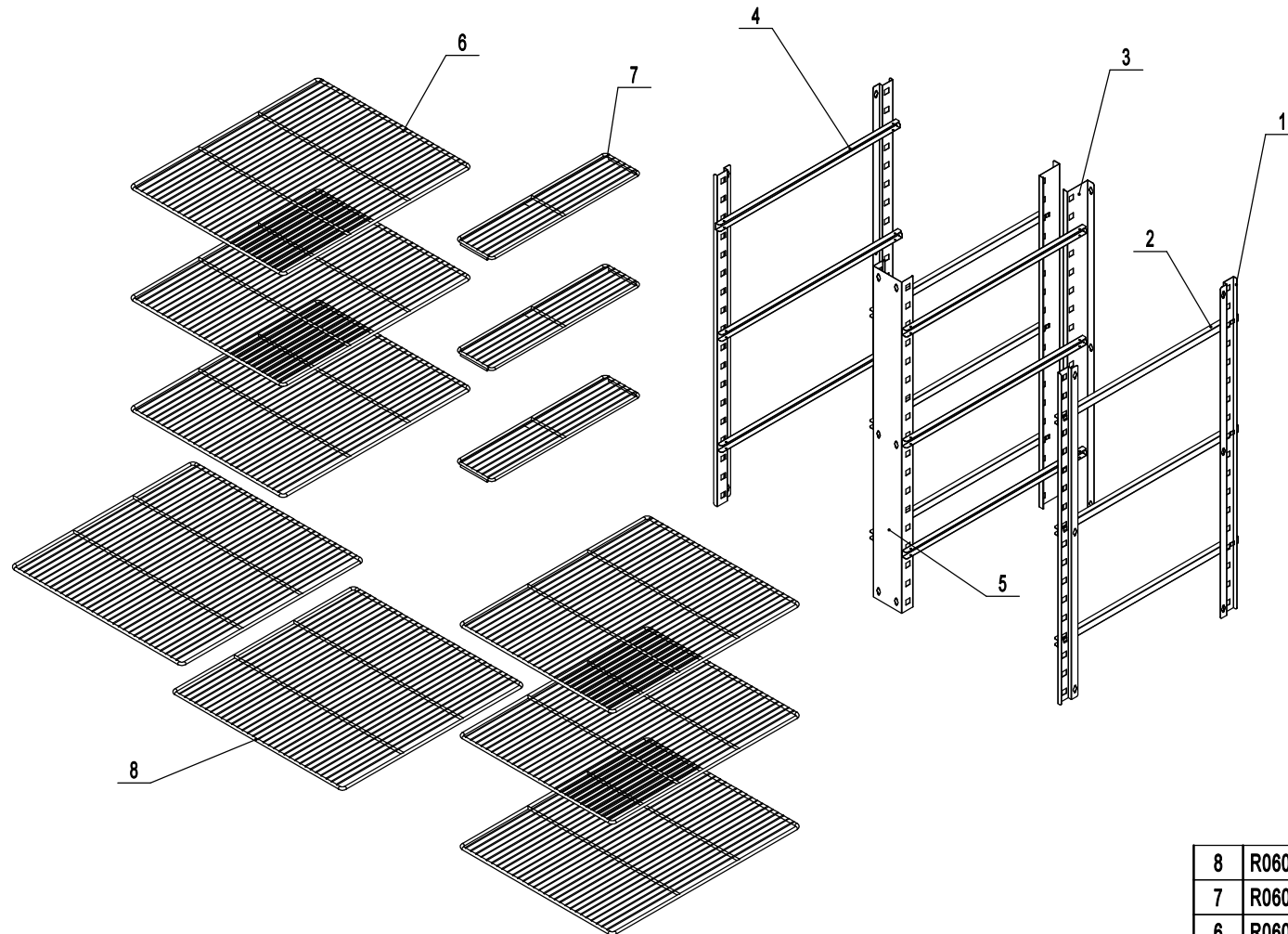
MBF8002202011



5	MBF8002102001430	Mullion Front Cover	1
4	R04012000209	Mullion Plastic Connector	2
3	R02015000110	Mullion Heater Pipe	1
2	R08011000030	Mullion Foam	1
1	MBF8003102002430	Mullion Back Cover	1
No.	Part#	Part Name	Qty

Part D 2025.10.17

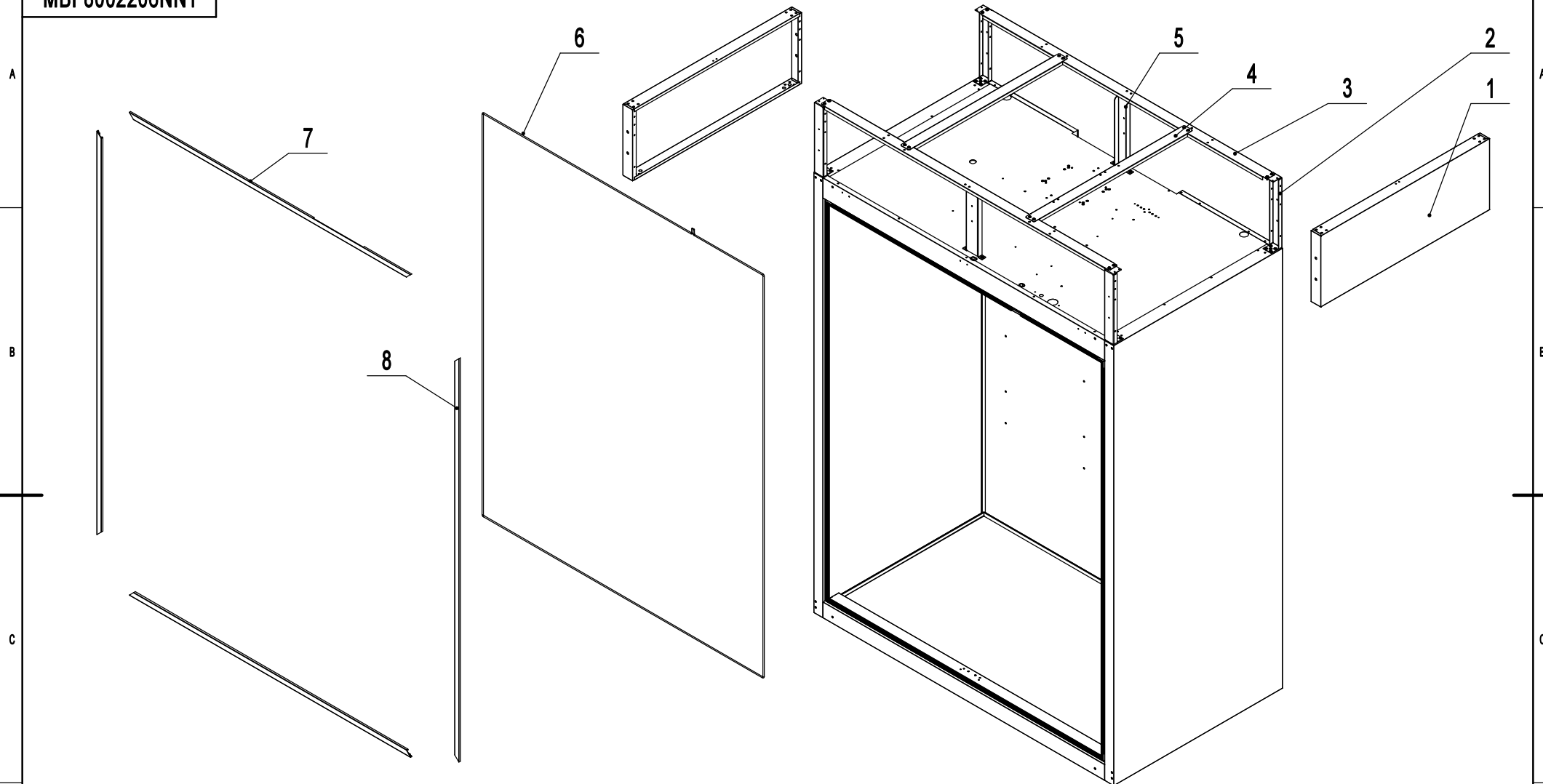
MBF8002215020



8	R06004000026	Shelf(B)	2
7	R06004000017	Shelf(S)	3
6	R06004000025	Shelf	6
5	MBF8114115001201	Pilastor For Shelf(F)(M)	1
4	MBF8003115006201	shelf left chute	6
3	MBF8114115003201	Pilastor For Shelf(B)(M)	2
2	MBF8003115008201	shelf right chute	6
1	MBF8003115003201	Pilastor For Shelf	4
No.	Part#	Part Name	Qty

Part E 2025.10.17

MBF8002206NN1



8	R04012000223	Left-Right Frame Cover	2
7	R04012000226	Top-Bottom Frame Cover	2
6	R02015000105	Cabinet Heater Pipe	1
5	MBF8002112007500	Top Fixing Rack	2
4	MBF8002112009500	Top Short Fixing Rack	2
3	MBF8002112008500	Top Long Fixing Rack	2
2	MBF8001112002500	Side Panel Frame	4
1	MBF8001106010430	Top Side Panel	2
No.	Part#	Part Name	Qty

Part F 2025.10.17

MBF8004203050

A

B

C

D

1

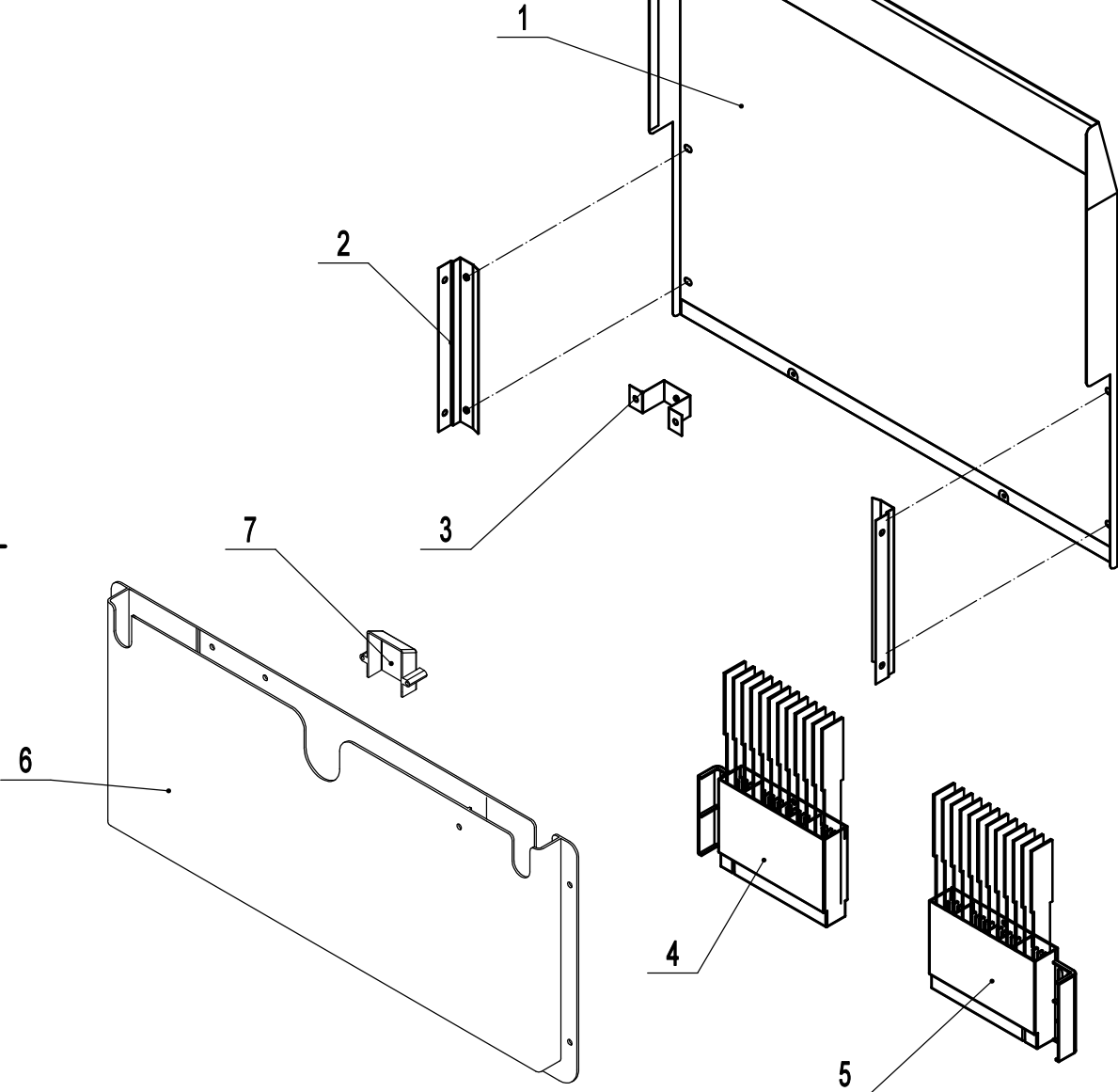
2

3

4

5

6



7	R04011000739	Watertight Fittings	1
6	R04011000039	Back High Pressure Coil Pan	1
5	R04011000053	Left bracket for Absorbent paper	1
4	R04011000055	Right bracket for Absorbent paper	1
3	MBF8001104006500	Middle fixing plate for Air deflector	1
2	MBF8001104005500	Side fixing plate for Air deflector	2
1	MBF8001104001500	Air deflector	1
No.	Part#	Part Name	Qty

1

2

3

4

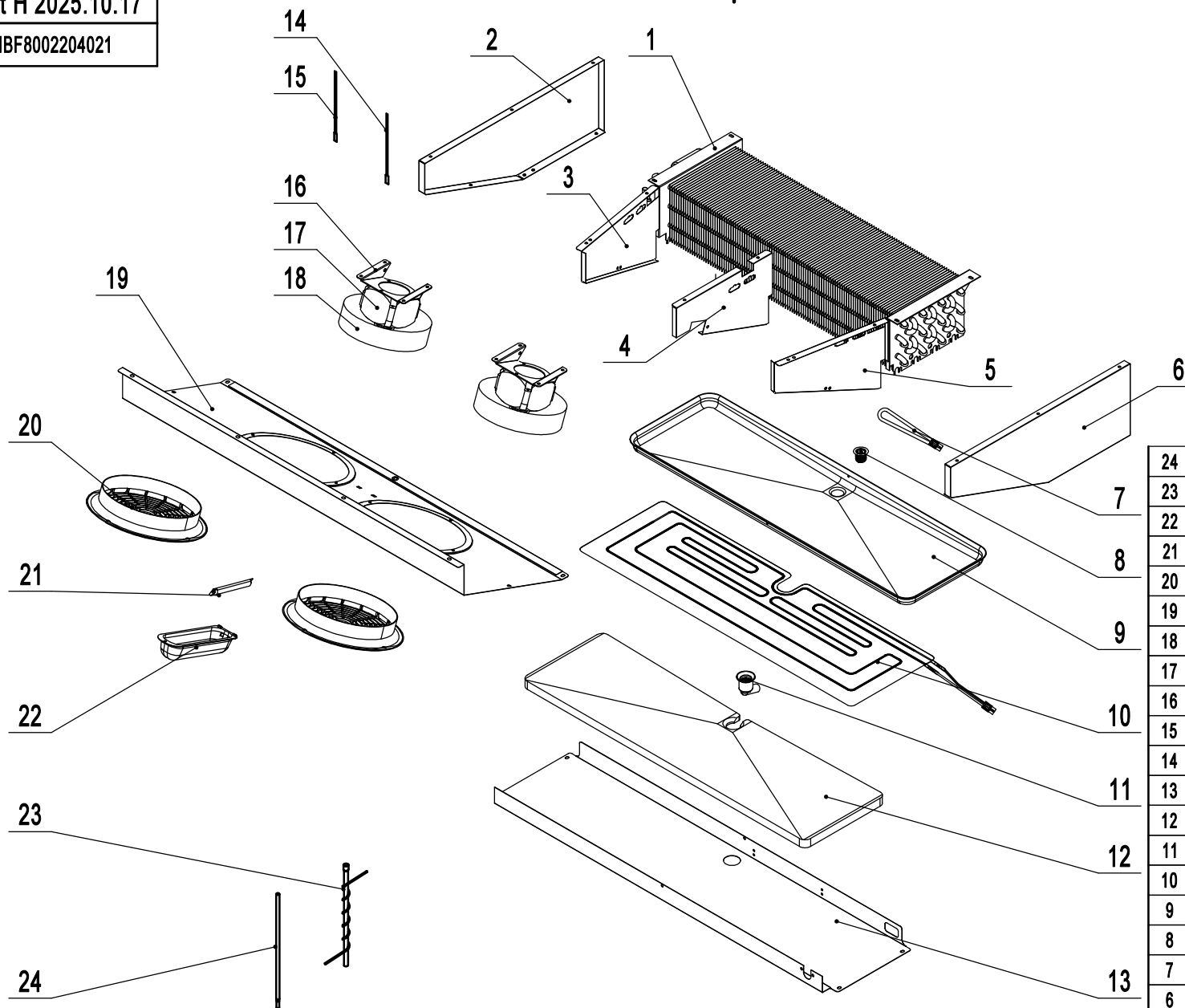
5

6



Part H 2025.10.17

MBF8002204021



24	R02015000228	Defrosting tube	1
23	R02015000128	Low Presure Coil Back to Comp	1
22	R04011000095	Lamp Cover	1
21	R03004000012	Lamp	1
20	R04011000047	Evap Fan Motor Cover	2
19	MBF8114104002430	Evap Front Cover	1
18	R03000000007	Evap Fan Blade	2
17	R03001000005	Eavp Fan Motor	2
16	MBF8002112001304	Evap Fan Braket	2
15	R03019000008	Evap Temp Probe	1
14	R03019000007	Room Temp Probe	1
13	MBF8114104001430	Drain Pan Cover	1
12	R08011000084	Drain Pan Foam	1
11	R04008000039	Drain Hose Connector A	1
10	R03010000019	Drain Pan Heater	1
9	MBF8002104008600	Drain Pan	1
8	R04008000040	Drain Hose Connector B	1
7	R03010000013	Drain Hose Heater	1
6	MBF8002104006430	Evap Right Cover	1
5	MBF8002104003430	Right Air Lane Cover	1
4	MBF8002104004430	Middle Air Lane Cover	1
3	MBF8002104002430	Left Air Lane Cover	1
2	MBF8002104005430	Evap Left Cover	1
1	R02002000041	Evaperator	1
No.	Part#	Part Name	Qty